

Product Specification

Emergency Module - INV001 PFEM28N

Fluorescent lamp
Emergency Module

Product Appearance



Product Description

Theta Series Emergency Lighting Power Kit is tailor-made for Fluorescent lamps such as T5/T8/PL.

The emergency power kit equipped with the inverter, battery pack and the necessary accessories. The control circuit monitors the mains supply, if the light works as normal, the inverter allows the charger to trickle charge the battery pack in standby mode. In the event of AC power supply failed, the inverter automatically activates the battery backup system and switches the light on in less than 0.1 second.

The system can be programmed emergency running time of 1 /2/ 3 hours depending on different battery packs to meet the requirements under various conditions.

Range of Application

1. This product is applicable for T5/8W to T8/70W LED Panel Emergency lighting, Emergency output power is 4W to 8W, Emergency duration is from 0.5 to 4hours.
2. This product is also applicable for any Fluorescent lamps lighting,.
3. Operates in -25-+70 environment temperature.

Product Feature

1. Intelligent automatic recharging and converting function
2. Constant current battery charger
3. 1/2/3 hours emergency operation
4. Led charge status display
5. Inverter with multiple protection functions:charge protection,discharge protection, short circuit protection
6. Facility for a Test switch to inspect between Emergency and normal lighting function
7. Supplied with high brightness green/Red LED (manual test)
8. Complete with flex and plug

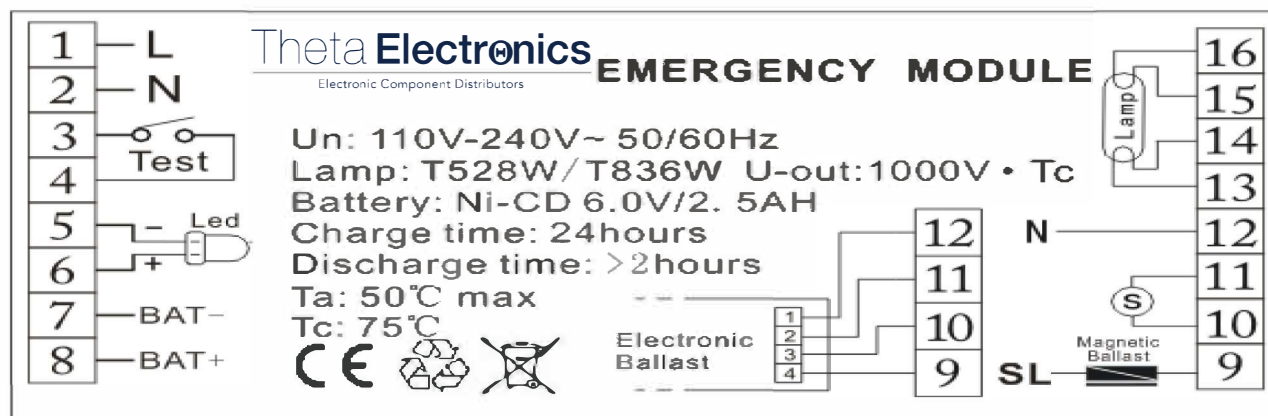
9. Push-wire terminal blocks for easy wiring installation
10. High quality of NiCD or NiMH rechargeable battery
11. Small volume, convenient and flexible installation

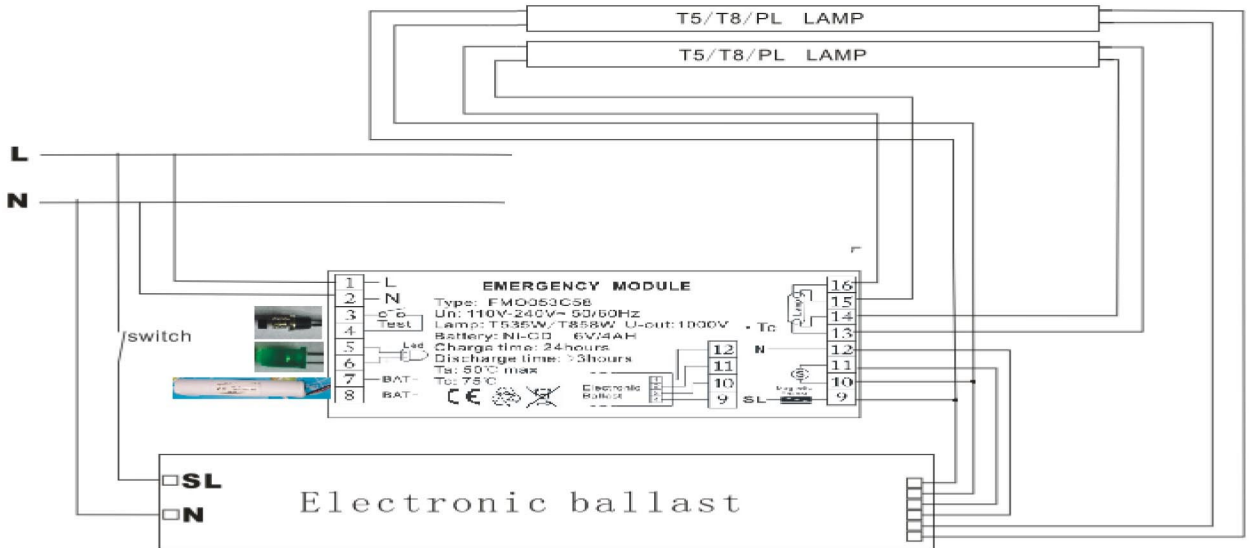
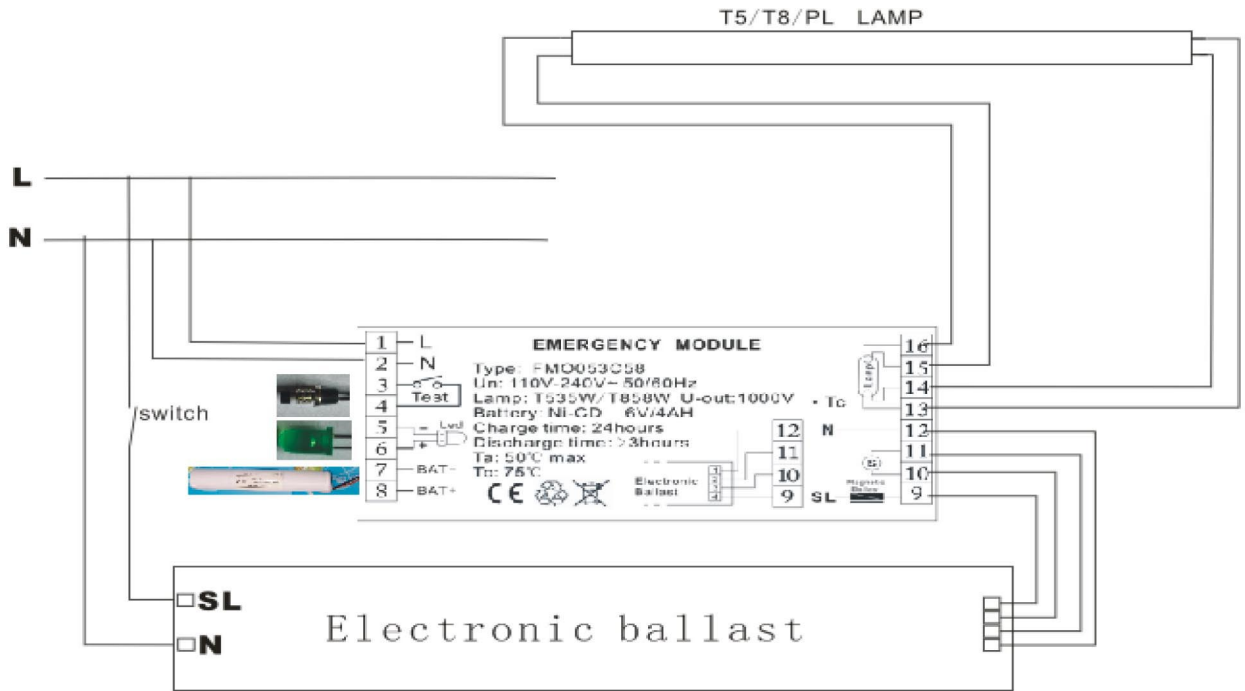
Technical Specification

Inner package material	Retardant White Plastic
Charging power	AC110V-AC265V, 50HZ/60HZ;
Emergency time	30~240mins
Emergency conversion time	Less than 0.1Sec;
Charging time	24h
emergency output current	Around 1200mA(battery)
Battery size	3.6~8.4V
Emergency output voltage	1600V
Inverter dimension	155×40×30mm
Product weight	250g/pcs

Installation

1. L (line) and N (neutral) must be always charged, external connection with control switch is prohibited
2. Comply with the wiring diagram strictly to connect circuit in other conditions





Attention

1. Pay extra attention to the negative and the positive pole of the battery in order to prevent reverse operation, please use designated and matching batteries and ensure all wiring is done correctly and stable before use.
2. If you need to do product testing, unplug the battery pack when the emergency device is disconnected from the mains supply, and then plug in the battery after the emergency device is completely shut down.
3. Comply with the wiring connection circuit diagram completely, prevent from over loading and non loading in the process of use and testing.
4. In order to prolong the battery powered lighting time, all indicator lights are switched off during normal use with the emergency power system in standby mode.
5. The battery is not charged before leaving the factory; please charge the battery longer than 24 hours before use.
6. In general, the battery needs to be fully charged and discharged for around 3- 5 times in order for the Ni-CD/Ni-MH battery to operate at full capacity.
7. It is detrimental for the Ni-CD/Ni-MH battery to lie idle for a long time, especially when it runs dead. Charge the battery completely when it is out of operation for a long time. (The battery cannot lie idle for more than three months)

Service and warranty

1. the warranty is applicable for 6 months. According to national standards, a replacement is mandatory after constantly using for 3 years. During the warranty period, it can be replaced with any quality problems (except for man-made factors).
2. Requires professional maintenance after emergency power installation, in case of any abnormal conditions happening, please maintain in time or inform our company to send professionals to provide technical support.